



FENTON IN PAINTED PALE SMOKE
AND TUSCAN RED WITH HANDLE (K205)





CONTENTS

THE CLASSIC COLLECTION

- 7 Pembrey (In-frame)
- 11 Langton (In-frame)
- 15 Tetbury (In-frame)
- 19 Barnes
- 23 Brompton
- 27 Chartwell
- 31 Fenton
- 35 Finsbury
- 39 Gresham
- 43 Kew

THE CONTEMPORARY COLLECTION

- 49 Malmö
- 57 Otto

- 65 Doors And Drawer Fronts
- 67 Finishes
- 69 Handles and Knobs




MANUFACTURING FOR OVER 150 YEARS

Henry Burbidge founded his woodworking company H Burbidge & Son at the age of forty in 1867 with capital of 10 shillings. With Ben, the fifth generation now at the helm, Burbidge is successfully established as a leading UK kitchen manufacturer.

It was 1994 when Ben joined the business and since then Burbidge has steadily grown, increasing the range of kitchens to include a wide variety of styles and materials. By the nineties Burbidge had established itself as a leading UK manufacturer; producing highly sought after and exceptionally well crafted kitchen ranges.

YOU'RE IN SAFE HANDS

We're only a part of your new kitchen's story. Over the years we've built a network of exceptional independent kitchen retailers, designers and installers. This network of specialists is armed not only with an in-depth knowledge of our products but they are experienced in every aspect of kitchen design and installation. They are the perfect partners to guide you through the many choices and decisions, helping you to realise your perfect kitchen.



QUALITY UK MANUFACTURER

Your Burbidge kitchen is made in the U.K. by long-serving members of our team whose skills and attention to detail ensure that every kitchen radiates quality and refinement in your home. We've developed methods and materials to ensure all our kitchens can stand up to the wear and tear of even the most enthusiastic domestic gods and goddesses. That's why the Furniture Industry Research Association (FIRA) have awarded us their Gold Award recognising our industry leading standards.

Burbidge is also very proud to have been awarded the Manufacturing Guild Mark by The Worshipful Company of Furniture Makers.



SUSTAINABILITY

Sustainability is at the forefront of what we do and how we work. This is evidenced through how we develop our products and how we run our business.

Our timber is sourced from well managed forestry in the U.K. and Europe, where the cycle of clearing and replanting has been continuous for many generations. We only use temperate hard and soft woods and avoid endangered tropical timbers. We have agreed with all our suppliers to only purchase timber products which do not damage the environment.

Where possible, we always employ water based materials and have a strict procedure for the recovery and recycling of waste materials. Our packaging materials are recycled, and used sparingly without compromise to the protection of our products.



SETTING TRENDS

We have a good idea about what people like when it comes to the many tricky choices that come with the decision to transform one of the most used spaces in your home.

We constantly keep an eye on new developments in materials, textures, colours and designs. We take inspiration from a variety of different sources; from international exhibitions and furniture design to how our everyday lives are developing. Our experience in distilling these into door designs is what makes us Burbidge.



EXTENSIVE RANGE

We have all the experience that comes with making thousands upon thousands of beautiful kitchens over the years. Which is why we have a style and a finish to suit everyone's needs.

Choose from 12 stunning door designs; elegant solid timber in-frame, classic shaker style, modern integrated handled and ultra minimalist slab styles. All available in a wide range of sizes and with matching accessories.

Add to this a choice of 20 painted, 4 gloss, 4 matt or 6 laminate finishes depending on your preferred range and we're confident that we have a finish to suit all tastes.

BESPOKE PAINTED

We have 20 painted colours available for you to choose the perfect colour combination for your kitchen scheme, but if you can't find your perfect match, then opt for the ultimate in personalisation – our Bespoke Painted service. We can accurately match your painted kitchen to a colour swatch from any paint manufacturer.



MADE TO MEASURE

Rooms aren't always a perfect shape so we make doors and drawers that are just the right width or height to suit all of those awkward nooks and crannies. Our Made to Measure service is available for the majority of our ranges. Just look for the Made to Measure icon on our range pages.

LANGTON IN PAINTED GRAVEL AND
WITH T-BAR DOORB AND



THE CLASSIC COLLECTION

A COLLECTION OF BEAUTIFUL, TIMELESS DESIGNS
BUILT AROUND CLASSIC KITCHEN STYLES THAT DON'T
COMPROMISE ON CRAFTSMANSHIP.

As you would expect from a longstanding manufacturer of premium kitchens – and holder of the prestigious Manufacturing Guild Mark – our Classic Collection boasts kitchens that are packed with bespoke and made to measure options to ensure that your scheme is lovingly crafted around your needs and tastes.

A Classic Burbidge kitchen can be personalised to these tastes through our stunning palette of 20 painted finishes. We closely examine colour trends and current mood boards to find these on-trend shades. Our painted kitchens are hand-sprayed in our UK factory.

For those of you who wish to put your own unique stamp onto the finish of your new kitchen, turn to our Bespoke Painted service where we will accurately match your painted kitchen to a colour swatch from any paint manufacturer.

At Burbidge, we carefully specify our timbers with due care and respect for our environment, sourcing product from well managed forestry in the U.K. and Europe, so you can rely on us to produce a premium quality, hard wearing product.



PEMBREY IN PAINTED PALE SMOKE AND PRUSSIAN BLUE WITH KNURLED HANDLE (K217),
KNURLED KNOB (K215) AND KNURLED T-BAR HANDLE (K216)





PEMBREY

PEMBREY



ABOVE PEMBREY IN PAINTED PALE SMOKE AND PRUSSIAN BLUE



THE FINE SHAKER LINES OF THIS SOLID TIMBER IN-FRAME DESIGN FITS PERFECTLY IN THE HOME, NO MATTER HOW TRADITIONAL OR CONTEMPORARY THE SETTING.

PEMBREY LETS YOU BUILD A SCHEME STAMPED WITH YOUR PERSONALITY.

RANGE HIGHLIGHTS

PAINTED FINISH / CURVED DOORS
GLASS DOORS
DECORATIVE CORNICE & PLINTH



ABOVE PEMBREY IN PAINTED PALE SMOKE AND PRUSSIAN BLUE WITH KNURLED HANDLE (K217), KNURLED KNOB (K215) AND KNURLED T-BAR HANDLE (K216)



LANGTON IN PAINTED MINK AND PUTTY
WITH KNOB (K167) AND HINGE (H5C)



LANGTON



ABOVE LANGTON IN PAINTED GRAVEL AND SEAL GREY WITH KNOB (K149), T-BAR (K166) AND HINGE (H5)



A BEAUTIFULLY CRAFTED
 IN-FRAME RANGE TAKING THE
 QUINTESSENTIAL ENGLISH SHAKER
 INTO A NEW STATEMENT-MAKING
 ERA. THE GENTLE, BUT SOLID LINES
 OF LANGTON WORK EFFORTLESSLY
 ACROSS FREESTANDING FEATURES
 AND UNITS ALIKE.

RANGE HIGHLIGHTS

PAINTED FINISH / CURVED DOORS
 GLASS DOORS
 DECORATIVE CORNICE & PLINTH



ABOVE TOP LANGTON IN PAINTED GRAVEL AND SEAL GREY WITH KNOB (K149), T-BAR (K166) AND HINGE (H5)
ABOVE BOTTOM LANGTON IN PAINTED OLD NAVY AND SOFT GREY WITH T-BAR (K166)





TETBURY



TETBURY

ABOVE TETBURY IN PAINTED CHALK WITH KNOB (K144)



ENHANCED WITH DELICATE BEADING, THIS STUNNING TETBURY KITCHEN IS ONE OF SEVERAL FROM THE IN-FRAME COLLECTION THAT CAN BE PERSONALISED WITH PAINTED COLOUR, CREATING A BEAUTIFUL NATURAL FINISH.

RANGE HIGHLIGHTS

PAINTED FINISH / CURVED DOORS
MULLIONED GLASS DOORS



ABOVE TETBURY IN PAINTED THYME WITH CUP HANDLE (K150) AND KNOB (K149)





BARNES



BARNES



ABOVE BARNES IN PAINTED LEAD AND PUTTY WITH HANDLE (K163)

REST ASSURED YOU ARE
INVESTING IN GREAT QUALITY
AND STYLE WITH THE SIMPLE
PARED DOWN LOOK OF BARNES
WHICH EMBODIES THE BURBIDGE
RANGE COMMITMENT TO QUALITY
CONSTRUCTION AND MATERIALS.

RANGE HIGHLIGHTS

PAINTED FINISH / CURVED DOORS
GLASS DOORS / MADE IN THE UK



ABOVE BARNES IN PAINTED PUTTY WITH HANDLE (K163)

BROMPTON IN FROST GREY AND INDIGO BLUE
WITH HANDLES K207 AND K208





BROMPTON



A CONTEMPORARY FAUX IN-FRAME
KITCHEN WITH A SUPER MATT
FINISH AND SMOOTH TO TOUCH
FEEL. BROMPTON'S INNOVATIVE
DESIGN IS AVAILABLE IN FOUR
UP-TO DATE CONTEMPORARY
COLOURS.

RANGE HIGHLIGHTS
SUPER MATT FINISH / GLASS DOORS

ABOVE BROMPTON IN DUST GREY AND FOREST GREEN WITH HANDLES K207 AND K208

BROMPTON



ABOVE BROMPTON IN FROST GREY AND INDIGO BLUE WITH HANDLES K207 AND K208

CHARTWELL IN PAINTED BONE AND SOFT GREY
WITH CUP HANDLE (K185) AND KNOB (K186)



CHARTWELL





CHARTWELL

OPPOSITE CHARTWELL IN PAINTED CHARCOAL WITH CUP HANDLE (K185) AND KNOB (K186)



OUR PASSION FOR USING THE
FINEST QUALITY MATERIALS
RUNS THROUGH THE DESIGN OF
CHARTWELL PAINTED. THE NEAT
DETAIL LINE AROUND THE DOOR
GIVES THE IMPRESSION OF BEING
AN IN-FRAME KITCHEN, YET,
AS A STANDARD DOOR.

RANGE HIGHLIGHTS

PAINTED FINISH / CURVED DOORS
GLASS DOORS / MADE IN THE UK



ABOVE LEFT CHARTWELL IN PAINTED BONE WITH CUP HANDLE (K185) AND KNOB (K186)
ABOVE RIGHT CHARTWELL IN PAINTED FRENCH GREY AND OLD NAVY WITH CUP HANDLE (K185) AND KNOB (K186)

FENTON



FENTON IN PAINTED BALTIC GREEN
WITH ANTIQUE BRASS HANDLE (K205)





BEAUTIFULLY UNDERSTATED
 WITH CLASSIC SHAKER
 STYLING, FENTON EMBODIES
 THE CHARACTERISTICS OF THIS
 ICONIC DESIGN - SIMPLICITY,
 FUNCTIONALITY AND
 QUALITY CRAFTSMANSHIP.
 THE UNADORNED, SLIM-LINE
 FRAMING IS VERY CURRENT
 IN KITCHEN DESIGN.

RANGE HIGHLIGHTS

PAINTED FINISH / CURVED DOORS
 GLASS DOORS / MADE IN THE UK



ABOVE TOP FENTON IN PAINTED PALE SMOKE WITH HANDLE (K205)
ABOVE BOTTOM FENTON IN PAINTED PALE SMOKE AND TUSCAN RED WITH HANDLE (K205)



FENTON

ABOVE FENTON IN PAINTED PRUSSIAN BLUE WITH HANDLE-LESS RAIL SYSTEM IN ANTHRACITE

FINSBURY IN PAINTED SEAL GREY WITH CUP HANDLE (K150)



FINSBURY





FINSBURY

ABOVE FINSBURY IN PAINTED PUTTY WITH KNOB (K144)



A DEFINED DESIGN THAT
 WONDERFULLY BELIES FINSBURY'S
 AFFORDABLE PRICE TAG.
 CLASSICALLY STYLED WITH
 BEADED FRAME DETAILING, IT
 IS GUARANTEED TO DRAW THE
 EYE AND SITS WONDERFULLY
 IN CONTEMPORARY AND
 TRADITIONAL HOMES,
 BOTH LARGE AND SMALL.

RANGE HIGHLIGHTS

PAINTED FINISH / CURVED DOORS
 GLASS DOORS / MADE IN THE UK



OPPOSITE FINSBURY IN PAINTED SEAL GREY WITH CUP HANDLE (K150)



GRESHAM IN PAINTED PALE SMOKE AND PUTTY WITH HANDLE (K171) AND T-BAR (K170)



GRESHAM



THE PAINTED FINISH OF GRESHAM DESIGN REVEALS THE SUBTLE BEAUTY OF THE ASH WOODGRAIN BENEATH. INSPIRED BY TRADITIONAL PANNELLING, COMBINING AN ELEGANT SLIM FRAMING WITH A DEEP INTERIOR, THE LOOK OF GRESHAM IS A MOVE TOWARDS A SLEEKER FEEL.

RANGE HIGHLIGHTS

PAINTED FINISH / CURVED DOORS
GLASS DOORS / UNIQUE ACCESSORIES



ABOVE GRESHAM IN PAINTED BALTIC GREEN WITH HANDLE (K171) AND T-BAR HANDLE (K170)

GRESHAM



ABOVE GRESHAM IN PAINTED TUSCAN RED AND PUTTY WITH HANDLE (K171)



Upper kitchen cabinets in a light grey finish with a recessed panel design. A built-in open shelving unit is integrated into the cabinetry, displaying a collection of white ceramic dishes, including plates, bowls, and a pitcher, along with several cookbooks.

Open shelving unit containing three shelves. The top shelf holds three decorative plates with blue and gold patterns and three white ceramic vessels. The middle shelf features a white bowl, a white pitcher, and several white ceramic cups. The bottom shelf displays three white ceramic canisters labeled 'NO. 1', 'NO. 2', and 'NO. 3', a white pitcher, and a stack of cookbooks, including one titled 'Nigel Slater All in'. The shelves are set against a light grey background.

White countertop featuring a black stand mixer, a stainless steel sink with a chrome faucet, and various kitchen items including jars, a bowl, and a basket of fresh produce. The countertop is supported by light grey cabinets with square handles.

A curved island with a white countertop and light grey cabinetry. The island holds a black stand mixer and a wire basket filled with fresh produce, including broccoli, squash, and onions. The island is positioned in the foreground, partially obscuring the main kitchen area.

Large, light-colored square tiles with a subtle pattern, laid out in a grid pattern on the kitchen floor. The tiles are set against a light grey wall and cabinetry.

KEW IN PAINTED SEAL GREY AND SOFT GREY
WITH HANDLE (K147)



KEW



A FRESHER, SHARPER TAKE ON THE TRADITIONAL SHAKER FORM. KEW ADDS AN EASY SENSE OF SPACE TO YOUR KITCHEN, THANKS TO LENGTHENING LINES AND THE SOFT NEUTRALITY OF THE COLOUR PALETTE.

RANGE HIGHLIGHTS

PAINTED FINISH / CURVED DOORS
GLASS DOORS / MADE IN THE UK



ABOVE KEW IN PAINTED MINK AND PUTTY WITH HANDLE (K147)



ABOVE KEW IN PAINTED SOFT GREY WITH HANDLE (K147)



THE CONTEMPORARY COLLECTION

OUR CONTEMPORARY COLLECTION OF KITCHENS SPANS AN ENTICING MIX OF BRITISH AND EUROPEAN DESIGN INFLUENCED SCHEMES. WITH THEIR MINIMALIST GOOD LOOKS AND SPACE MAXIMISING FEATURES, THESE ARE DESIGNS THAT HAVE QUICKLY DEVELOPED THEIR OWN STRONG IDENTITIES – PROVING SO POPULAR WITH CUSTOMERS LOOKING TO CREATE CONTEMPORARY OPEN AND BROKEN ZONE LIVING.

As a highly experienced manufacturer, we are committed to extensive product research and development, in addition to investing in new technology to seek out the latest materials that will create exciting fresh kitchen styles to inspire and impress our customers.

Handle-less door and rail systems, integrated J profile pull and slab style doors come together to offer the latest in cutting-edge contemporary kitchen design. The collection provides an appetising choice of textures and materials to pick from, including high quality laminates that cleverly replicate timber and concrete, as well as high-gloss and cool matt finishes.

We're also finding that customers are using our contemporary styles to powerfully engage with colour – just as these designs work beautifully in warm neutrals, they also lap up colour, showing off their sleek lines in strong up to the minute shades.

Whatever the final finish, a Contemporary Collection design has durable and easy-to-clean credentials; a necessity in today's multi-functional cooking, dining and living kitchens.





MALMÖ





THE COOL APPEAL OF A HANDLE-
LESS KITCHEN SHINES THROUGH
WHEN SPECIFIED IN EITHER
LUSTROUS MATT OR SLEEK GLOSS.
THE FINISHES IN THIS RANGE
ARE SMOOTH TO THE TOUCH
AND BOAST A PIGMENT-RICH
FLAWLESS SURFACE PROVIDING
AN INSPIRINGLY BLANK CANVAS
FOR COLOUR.

RANGE HIGHLIGHTS

GLOSS AND MATT FINISHES
INTEGRATED J-HANDLE / CURVED DOORS
GLASS DOORS



OPPOSITE MALMÖ IN GLOSS WHITE



MALMÖ

OPPOSITE MALMÖ IN MATT WHITE



MALMÖ IN GLOSS PORCELAIN WITH MATT PORCELAIN



MALMÖ



MALMÖ

ABOVE MALMÖ IN GLOSS AND MATT ANTHRACITE



ABOVE MALMÖ IN GLOSS AND MATT ANTHRACITE WITH BLACK ANODISED ALUMINIUM GLASS DOORS

OTTO IN DARK OAK WITH MATT ANTHRACITE WITH
LARGE BOWED HANDLE (K222) AND SMALL BOWED HANDLE (K221)



OTTO





A CONTEMPORARY RANGE AVAILABLE IN A GLOSS, MATT OR LAMINATE. VERSATILITY IS THE ESSENCE OF THE OTTO RANGE - THIS IS WHY IT CAN BE FITTED EITHER IN A TRUE HANDLE-LESS FASHION USING AN INGENUOUS INTEGRATED HANDLE RAIL FITTED INTO THE CABINETRY BEHIND THE DOOR OR WITH STANDARD OR TOP FITTING HANDLES.

RANGE HIGHLIGHTS

GLOSS, MATT AND LAMINATE FINISHES
TRUE HANDLE-LESS / CURVED DOORS
GLASS DOORS



OPPOSITE OTTO IN CONCRETE AND MATT LIGHT GREY



OTTO

OPPOSITE OTTO IN MATT LIGHT GREY WITH TOP FITTING HANDLE (K158)



OTTO



OTTO IN BLACK MARBLE AND MATT ANTHRACITE
WITH HANDLE-LESS RAIL PROFILE



ABOVE OTTO IN DARK TEXTURED CONCRETE AND OXIDE WITH HANDLE-LESS RAIL IN ANTHRACITE



ABOVE TOP OTTO IN DARK WALNUT AND OXIDE WITH HANDLE-LESS RAIL IN ANTHRACITE
ABOVE BOTTOM OTTO IN DARK OAK WITH SMALL BOWED HANDLE (K221)

BARNES



BROMPTON



CHARTWELL



FENTON



FINSBURY



GRESHAM



DOOR & DRAWER FRONTS




KEW



LANGTON



MALMÖ



OTTO



PEMBREY



TETBURY



FINISHES

		PAINTED PALETTE	BLACK MARBLE	CONCRETE	DARK OAK	DARK TEXTURED CONCRETE	DARK WALNUT	OXIDE	GLOSS ANTHRACITE	GLOSS LIGHT GREY	GLOSS PORCELAIN	GLOSS WHITE	MATT ANTHRACITE	MATT LIGHT GREY	MATT PORCELAIN	MATT WHITE	DUST GREY	FOREST GREEN	FROST GREY	INDIGO BLUE	
Barnes	P 19	■																			
Brompton	P 23																■	■	■	■	
Chartwell	P 27	■																			
Fenton	P 31	■																			
Finsbury	P 35	■																			
Gresham	P 39	■																			
Kew	P 43	■																			
Langton	P 11	■																			
Malmö	P 49								■	■	■	■	■	■	■	■	■				
Otto	P 57		■	■	■	■	■	■			■	■	■	■	■						
Pembrey	P 7	■																			
Tetbury	P 15	■																			

GLOSS



Anthracite



Light Grey



Porcelain



White

MATT




Anthracite



Light Grey




Porcelain



White

Colour reproduction: due to variables between photographic and print processes, colour may vary from the actual product supplied. Swatches are available to order from your retailer.

LAMINATE




Black Marble



Concrete



Dark Oak **NEW**



Dark Textured
Concrete **NEW**




Dark Walnut




Oxide


PAINTED




Chalk




Bone




French Grey



Alabaster



Putty



Pale Smoke



Soft Grey



Gravel



Lead



Mink



Gooseberry



Soft Moss



Thyme



Baltic Green



Seal Grey



Pale Rose



Tuscan Red



Old Navy



Prussian Blue



Charcoal

SUPER MATT



Frost Grey



Dust Grey



Forest Green



Indigo Blue

Colour reproduction: due to variables between photographic and print processes, colour may vary from the actual product supplied. Swatches are available to order from your retailer.

CUP HANDLES




K141



K142



K150



K178



K179



K180



K182



K186

EDGE HANDLES



K155/K156



K151/K152



K153/K154



K159




K158



K157

KNOBS



K52



K134



K135



K136



K137



K144



K149



K167



K173



K174



K175



K176



K177



K181



K185



K215



K218

T-BAR HANDLES



K166



K169



K170



K216



K219

HANDLES



K64



K107



K121



K125



K128



K146



K147



K160 / K161



K162



K163



K164



K165



K171



K183



K184



K205



K206



K207



K208



K217



K220



K221



K222



Burbidge & Son Limited

Burnsall Road, Canley, Coventry, West Midlands CV5 6BS

T 024 7667 1600 E sales@burbidge.co.uk W burbidge.co.uk

